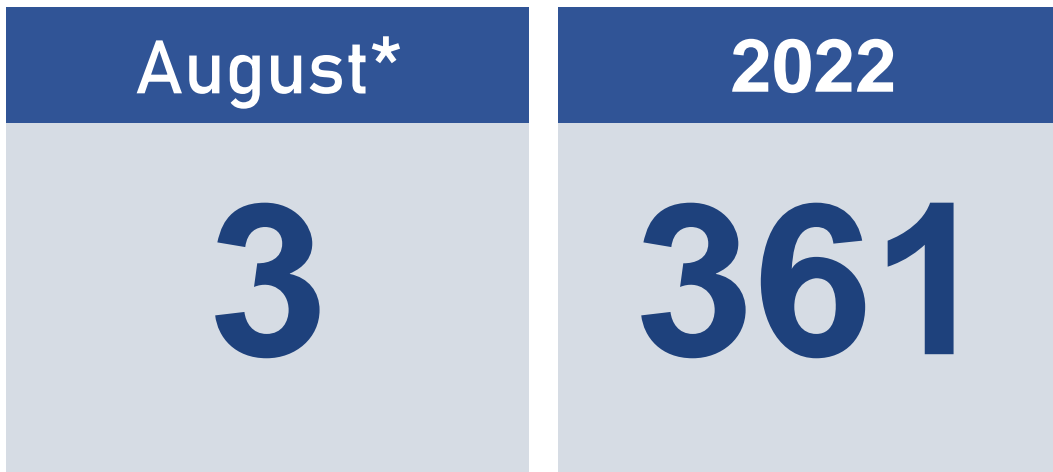


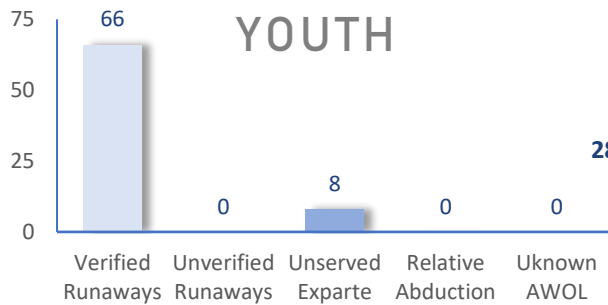
The following statistics show the status and demographics of absent Kansas foster youth and track DCF's successful recovery efforts.

## RECOVERED YOUTH

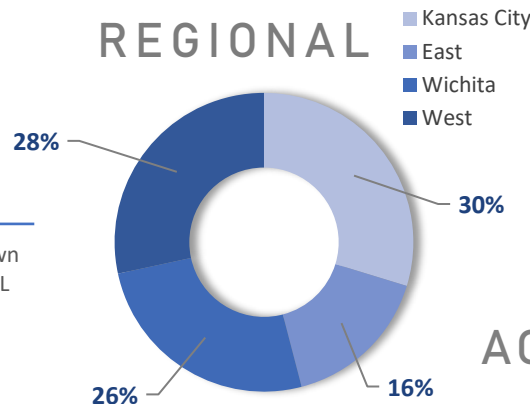


\*A youth may be recovered more than once per month.

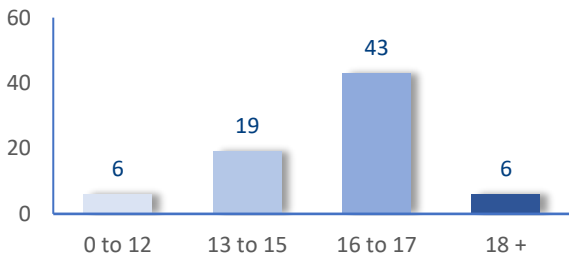
## CURRENT AWOL YOUTH



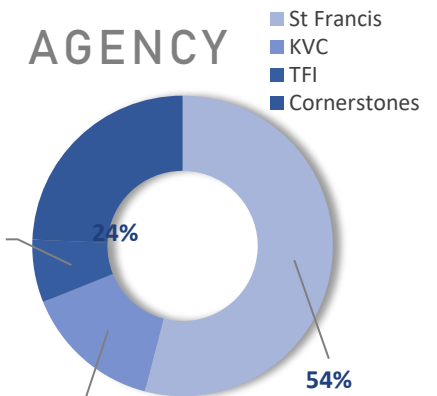
## REGIONAL



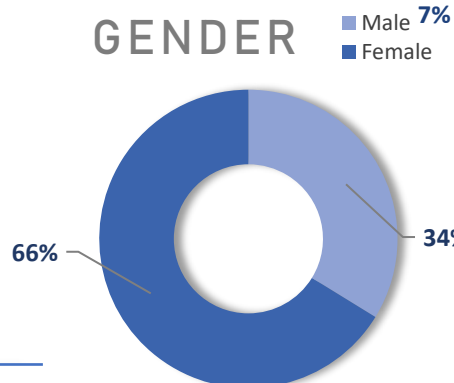
## AGE



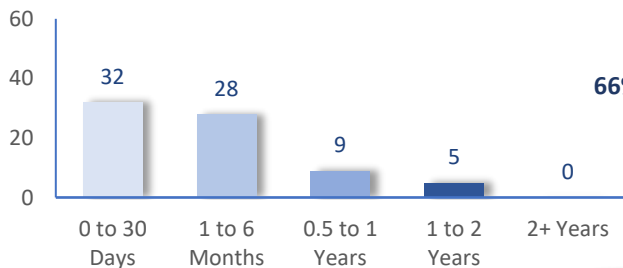
## AGENCY



## GENDER



## TIME



## DAILY AWOL YOUTH

# 2022

May		June		July		August	
DATE	# AWOL	DATE	# AWOL	DATE	# AWOL	DATE	# AWOL
2	69	1	70	1	71	1	74
3	68	2	68	5	69	2	
4	72	3	71	6	72	3	
5	70	6	72	7	69	4	
6	66	7	74	8	67	5	
9	66	8	72	11	70	8	
10	67	9	73	12	70	9	
11	70	10	72	13	69	10	
12	71	13	70	14	67	11	
13	69	14	76	15	65	12	
16	67	15	75	18	63	15	
17	66	16	73	19	66	16	
18	64	17	74	20	66	17	
19	64	20	76	21	66	18	
20	65	21	76	22	63	19	
23	65	22	78	25	69	22	
24	66	23	69	26	69	23	
25	70	24	67	27	72	24	
26	70	27	67	28	72	25	
27	70	28	68	29	70	26	
31	71	29	72			29	
		30	72			30	
						31	